

WORLD VIRTUAL ARTISTIC SWIMMING GAMES - MALES

Welcome to the World Virtual Artistic Swimming Games!

Here is an opportunity for athletes from around the world to compete in a Virtual Games scheduled in line with the date of the postponed 2020 Olympic Games.

Age Groups are as follows:

12 & under

13-15

Junior

Senior

One female and one male competitor PER federation PER age group will execute the exercise and judges will determine the top 6 rankings for competitors in each event.

Artistic swimmers require many skills and the age group winners of these games will be the competitor who can perform the following skills equally well.

We are looking for the balanced athlete in the following categories:

Balance and Body Control

Flexibility & Positions Accuracy

Strength – Physical Conditioning

Judges will provide 1 score weighting the 3 exercises equally.

Clarifications on exercises should be directed to:

Andrea Fuentes: What's App: +15624818639

andrea Fuentes@synkrolovers.com

Bill May: Aquamanusa@aol.com

with a

cc to Diane van der Pol, bdvanderpol@gmail.com

Exercises can be viewed at: <https://cutt.ly/ZiWdWAC>

Good Luck everyone!

WORLD VIRTUAL ARTISTIC SWIMMING GAMES - MALES

12 & Under

BALANCE & BODY CONTROL

Exercise 1a: Standing Ballet Leg Kicks. This exercise is performed rapidly.

-From a standing position the RIGHT leg moves to a Bent Knee Position and with no movement of the thigh straightens to show a 90 angle between the horizontal and vertical standing leg.

-Without movement of the thigh the leg is lowered and bent to assume a Bent Knee Position and then straightened to a standing position.

-The same action is repeated with the LEFT leg.

-The arms should remain stable and are extended sideways away from the body in a 'T' position as demonstrated in the video.

Judge Criteria: Judges will evaluate EXECUTION including: ACCURACY of POSITIONS and TRANSITIONS, STABILITY, EASE OF PERFORMANCE, EXTENSION, TIMING-should be rapid



WORLD VIRTUAL ARTISTIC SWIMMING GAMES - MALES

12 & Under - continued

BALANCE & BODY CONTROL

Exercise 1b: Horizontal Pose

- From a standing position the LEFT leg is lifted backwards to achieve a scale position: 90 degrees angle between the legs. (see red lines diagram)
- The body is extended horizontally from the chest to the toes (see red line diagram)
- The legs should achieve the 90 degrees angle position at the same time as the body reaches the horizontal position.
- HOLD position for 5 seconds
- The leg is lowered to join the other leg in a standing position.
- The arms should remain stable and are extended sideways away from the body in a 'T' position.

Judge Criteria: Judges will evaluate EXECUTION including: ACCURACY of 90 degrees POSITION, STABILITY, EXTENSION, UNIFORM MOTION and EASE OF PERFORMANCE

-HOLD position for 5 seconds.



FLEXIBILITY

Exercise 2: Adapted Airborne Split

- Prepare for headstand from a pike position through a tuck position to vertical position (refer to video for accurate positions)
 - From a headstand vertical position assume **rapidly** a Split Position with RIGHT leg forward.
 - The legs are **rapidly** lifted to Vertical, followed by a back tuck movement returning to a kneeling position.
- Note: The arm position in headstand is optional and chosen by the competitor (arms can be in any form of support)

Judge Criteria:

Judges will evaluate FLEXIBILITY, SHARPNESS, EXTENSION, SPLIT POSITION Accuracy and STABILITY on this second part.

WORLD VIRTUAL ARTISTIC SWIMMING GAMES - MALES

12 & Under - continued

Exercise 2: Adapted Airborne Split



STRENGTH – PHYSICAL CONDITIONING

Exercise 3a: Push ups (Core, upper body and arm strength)

- Execute 5 push ups keeping the body straight from head to heels holding a horizontal line.
- Arms should be bending so that the body is as close to the floor as possible without touching it.
- Hands should remain in contact with the floor.

Judge Criteria: JUDGES will evaluate PHYSICAL CONDITIONING including endurance, accuracy of positions, and energy where applicable.



Exercise 3b: Vertical High Jump: (explosiveness of legs)

From a tuck position (see picture) jump as high as you can landing on your feet.

Judge Criteria: JUDGES will evaluate EXPLOSIVENESS of jump, HEIGHT of jump, ACCURACY of POSITIONS, ENERGY and CLEAN landing solidly on feet.

WORLD VIRTUAL ARTISTIC SWIMMING GAMES - MALES

12 & Under - continued



NOTE:

- Judges will not be judging the transitions between exercises however competitors are expected to follow the actions as shown in the video.
- The competitors are expected to flow from one exercise to the next efficiently taking minimal setup time.

13-15

BALANCE & BODY CONTROL

Exercise 1a: Standing Ballet Leg Kicks. This exercise is performed rapidly.

Please refer to Exercise 1a of 12 & under category.

NOTE: The exercise is the same as 12 & under, ****however the exercise begins with the LEFT leg followed by the RIGHT leg.

Exercise 1b: Single Leg Balance: Stand up and control balance on the extended leg.


- From a standing position the LEFT leg is raised straight forwards and upwards in front to achieve a 90 degree angle between the legs. (see picture)
- Rotate the forward leg sideways maintaining a 90 degrees position between the legs to pass through a side single leg balance (see picture) The moving leg does not pause in the side position but moves in a 180 arc backwards.
- The body remains on the vertical line until the leg reaches the half way point.
- From the half way point, as the leg continues to move backwards, the body moves horizontally.
- The legs should achieve the 90 degrees angle position at the same time as the body reaches the horizontal position.
- HOLD position for 5 seconds
- Maintaining the 90 degrees angle between the legs, the leg movement is repeated in the opposite direction- from back to front. This action is the reverse of the first action.
- The arms should remain stable and are extended sideways away from the body in a 'T' position as demonstrated in the video.

Judge Criteria: Judges will evaluate EXECUTION including: ACCURACY of 90 degree POSITION, STABILITY, EXTENSION, UNIFORM MOTION and EASE OF PERFORMANCE

WORLD VIRTUAL ARTISTIC SWIMMING GAMES - MALES

13-15 - continued

BALANCE & BODY CONTROL



WORLD VIRTUAL ARTISTIC SWIMMING GAMES - MALES

13-15 - continued

FLEXIBILITY & POSITIONS ACCURACY

Exercise 2: Headstand Multi Position Hybrid

-Prepare for headstand from a pike position through a tuck position to vertical position (refer to video for accurate positions)

-**All actions from the start of the vertical headstand position to the finish of the vertical headstand position are performed rapidly.**

-From a headstand vertical position assume rapidly a Bent Knee Position with RIGHT leg bent. Join rapidly to assume a vertical position and repeat with LEFT leg rapidly.


-From a headstand vertical position assume rapidly a Split Position with RIGHT leg forward.

-The legs are rapidly joined to Vertical, followed by a back tuck movement returning to a kneeling position.

Note: The arm position in headstand is optional and chosen by the competitor (arms can be in any form of support)

Judge Criteria:

Judges will evaluate FLEXIBILITY, SHARPNESS, EXTENSION, POSITIONS Accuracy (Bent Knee, Vertical and Split) and STABILITY on this second part.



WORLD VIRTUAL ARTISTIC SWIMMING GAMES - MALES

13-15 - continued

FLEXIBILITY & POSITIONS ACCURACY



STRENGTH – PHYSICAL CONDITIONING

Strength: arms, upper body and core strength

Exercise 3a: Push ups (Core, upper body and arm strength)

- Execute 10 push ups keeping the body straight from head to heels holding a horizontal line.
- Arms should be bending so that the body is as close to the floor as possible without touching it.
- Hands should remain in contact with the floor.

Judge Criteria: JUDGES will evaluate PHYSICAL CONDITIONING including endurance, accuracy of positions, and energy where applicable.



WORLD VIRTUAL ARTISTIC SWIMMING GAMES - MALES


13-15 – continued

STRENGTH – PHYSICAL CONDITIONING

Exercise 3b: Vertical High Jump with A 180 degrees turn (explosiveness of legs)

From a tuck position (see picture) jump as high as you can with a 180 degree turn in the air before landing on your feet.

Judge Criteria: JUDGES will evaluate EXPLOSIVENESS of jump, HEIGHT of jump, ACCURACY of POSITIONS, ENERGY and CLEAN landing solidly on feet.



NOTE:

- Judges will not be judging the transitions between exercises however competitors are expected to follow the actions as shown in the video.
- The competitors are expected to flow from one exercise to the next efficiently taking minimal setup time.

Junior/Senior *BODY CONTROL*

Exercise 1a: Straight Ballet Leg Lift Sequence. This exercise is performed rapidly.


- From a Back Layout Position, the RIGHT leg is raised straight to assume a Ballet Leg Position.
- The horizontal LEFT leg is then lifted straight to assume a Ballet Leg Double Position.
- The RIGHT leg is lowered with a straight leg to the horizontal position.
- The left leg is lowered with a straight leg to the horizontal position to assume a Back Layout Position.

Judge Criteria: Judges will evaluate EXECUTION including: ACCURACY of POSITIONS and TRANSITIONS, STABILITY,

WORLD VIRTUAL ARTISTIC SWIMMING GAMES - MALES

Junior/Senior - continued *BODY CONTROL*

EASE OF PERFORMANCE, EXTENSION, SHARPNESS & TIMING-should be rapid



Exercise 1b: MANTA RAY-adapted:

From the Back Layout Position, using the RIGHT leg, a Bent Knee Back Layout Position is assumed and without movement of the thigh the leg is straightened to a RIGHT Ballet Leg Position. The shin of the horizontal leg is drawn horizontally to assume a Flamingo Position. This sequence should be performed rapidly.

-With uniform motion, and the ballet leg maintaining its vertical position, the hips are lifted and the trunk unrolls with the legs assuming a candle stick Crane Position with the leg maintaining 90 degrees (see video). The top leg should remain stable and not move from the vertical line during the transition from a Flamingo Position to the candle stick Crane Position.

-From the candle stick Crane position, the horizontal left leg moves in a 180 arc back to a Flamingo Position without movement of the vertical leg which should remain on the vertical line throughout.

From the Flamingo Position*, the shin of the LEFT horizontal leg is stretched to a Back Layout Position while the RIGHT Vertical leg remains stable and on the vertical line in a Ballet Leg Position. The RIGHT ballet leg is lowered straight to a Back Layout Position.

*From the Flamingo to the Back Layout the sequence is performed rapidly.

-Arms remain extended on the floor throughout the Manta Ray movement. (see video)

WORLD VIRTUAL ARTISTIC SWIMMING GAMES - MALES

Junior/Senior - continued

BODY CONTROL

Judge Criteria: JUDGES will evaluate ACCURACY of body positions-Back Layout, Bent Knee Back Layout, Ballet Leg, Flamingo, candle stick Crane Position, ACCURACY of transitions-maintaining the ballet leg vertical line during the hip lift and unroll to the candle stick Crane Position and on the 180 arc back to the Flamingo Position, STABILITY of all, correct TIMING of movements as detailed in description, EASE OF PERFORMANCE.



FLEXIBILITY & POSITIONS ACCURACY

Exercise 2: Headstand Multi Position Hybrid

-Prepare for headstand from a pike position through a tuck position to vertical position (refer to video for accurate positions)

-**All actions from the start of the vertical headstand position to the finish of the vertical headstand position are performed rapidly.**

-From a headstand vertical position assume rapidly a Bent Knee Position with RIGHT leg bent. The RIGHT leg straightens to a horizontal position assuming a 90 degree leg angle Crane Position. (the video shows greater than 90 degrees in the Crane Position, but the desired action is 90 degrees between the legs)

-Join rapidly to assume a vertical position and repeat with LEFT leg rapidly.

-From a headstand vertical position assume rapidly a Split Position with RIGHT leg forward.

WORLD VIRTUAL ARTISTIC SWIMMING GAMES - MALES

Junior/Senior – continued *FLEXIBILITY & POSITIONS ACCURACY*

Exercise 2: Headstand Multi Position Hybrid

-The legs are rapidly joined to Vertical, followed by a back tuck movement returning to a kneeling position.
Note: The arm position in headstand is optional and chosen by the competitor (arms can be in any form of support)

Judge Criteria:

Judges will evaluate FLEXIBILITY, SHARPNESS, EXTENSION, SPLIT POSITION Accuracy and STABILITY on this second part.



WORLD VIRTUAL ARTISTIC SWIMMING GAMES - MALES

Junior/Senior – continued *FLEXIBILITY & POSITIONS ACCURACY*



STRENGTH – PHYSICAL CONDITIONING

Strength: arms, upper body and core strength

Exercise 3a: Push ups (Core, upper body and arm strength)

- Execute 15 push ups keeping the body straight from head to heels holding a horizontal line.
- Arms should be bending so that the body is as close to the floor as possible without touching it.
- Hands should remain in contact with the floor.

Judge Criteria: JUDGES will evaluate PHYSICAL CONDITIONING including endurance, accuracy of positions, and energy where applicable.

WORLD VIRTUAL ARTISTIC SWIMMING GAMES - MALES

Junior/Senior – continued *STRENGTH – PHYSICAL CONDITIONING*



Exercise 3b: Vertical High Jump with A 360 degree turn (explosiveness of legs)

From a tuck position (see picture) jump as high as you can with a 360 degree turn in the air before landing on your feet.

Judge Criteria: JUDGES will evaluate EXPLOSIVENESS of jump, HEIGHT of jump, ACCURACY of POSITIONS, ENERGY and CLEAN landing solidly on feet.



NOTE:

- Judges will not be judging the transitions between exercises however competitors are expected to follow the actions as shown in the video.
- The competitors are expected to flow from one exercise to the next efficiently and taking minimal setup time.